



Department
for Transport

Open Buses Programme Update

August 2021

Meera Nayyar
25 August 2021



Department
for Transport

1. Programme Update

connecting
people &
places

Current Data Priorities

1. Programme: Current focus on resourcing for x 1 posts and also letting netex data standards contract
2. Policy Development: Registration review launch, development of disruptions policy and finalising guidance.
3. BODS Service: Current focus on timetable/location data quality and consumer experience/fares structures.
4. CFDS: Recent launch and testing of carnet fares. Hopper fares in dev during August and Plus Bus for Q3
5. Timetables: Validator launch on 10 May, current focus on compliance ahead of lock being introduced in Sept.
6. Fares: Vix/Ticketer aiming to publish fares data by Sept 2021. Fares data structures in user research phase.
7. Locations: Over 70% of Ticketer ops have now published AVL data, with over 19200 vehicles published.
8. Punctuality: Current focus upon optimal surfacing of punctuality data in open formats for developers
9. Bus Stops: Currently 7 local authorities are to upload updated Naptan data into local level software.
10. Business Change: 114 operators who have published timetables will receive an email reminder to publish AVL
11. Compliance: DVSA/OTC wrote to 46 non compliant operators on 09 August with a deadline of 31 August.
12. Evaluation: Scorecard development continues with focus on data/metrics from data consumers on app use
13. Data consumption: Data consumer strategy development to commence in Autumn 2021 (innovation/apps).
14. Find Bus Data Service: Transit, Moovit and Bus Checker now also integrating BODS data into their products
15. Analyse Bus Data Service: Focus on launch of corridor functionality and further webinars in September.
16. Disruptions: Current focus is on development of disruptions policy ahead of service scaling next Spring
17. Predictions: Current focus is on improving quality of timetables/location data to support predictions services.
18. BSOG Digital: BSOG Digital rediscovery to commence during September 2021, led by Digital Projects Lead.



Department
for Transport

2. BODS Adoption Update

connecting
people &
places

BODS Update 17 August 21

In scope operators: 523

Registered operators: 539 (538)

Timetables data:

Currently 287 (282) operators publishing to BODS

1769 (1745) datasets on BODS of which 743 (714) are published.

7983 lines. Number of services to be confirmed.

Location data:

256 (253) feeds for 208 (205) operators

Approximately 17423 (17541) vehicles in last 24 hours (of 23,000)

Fares data:

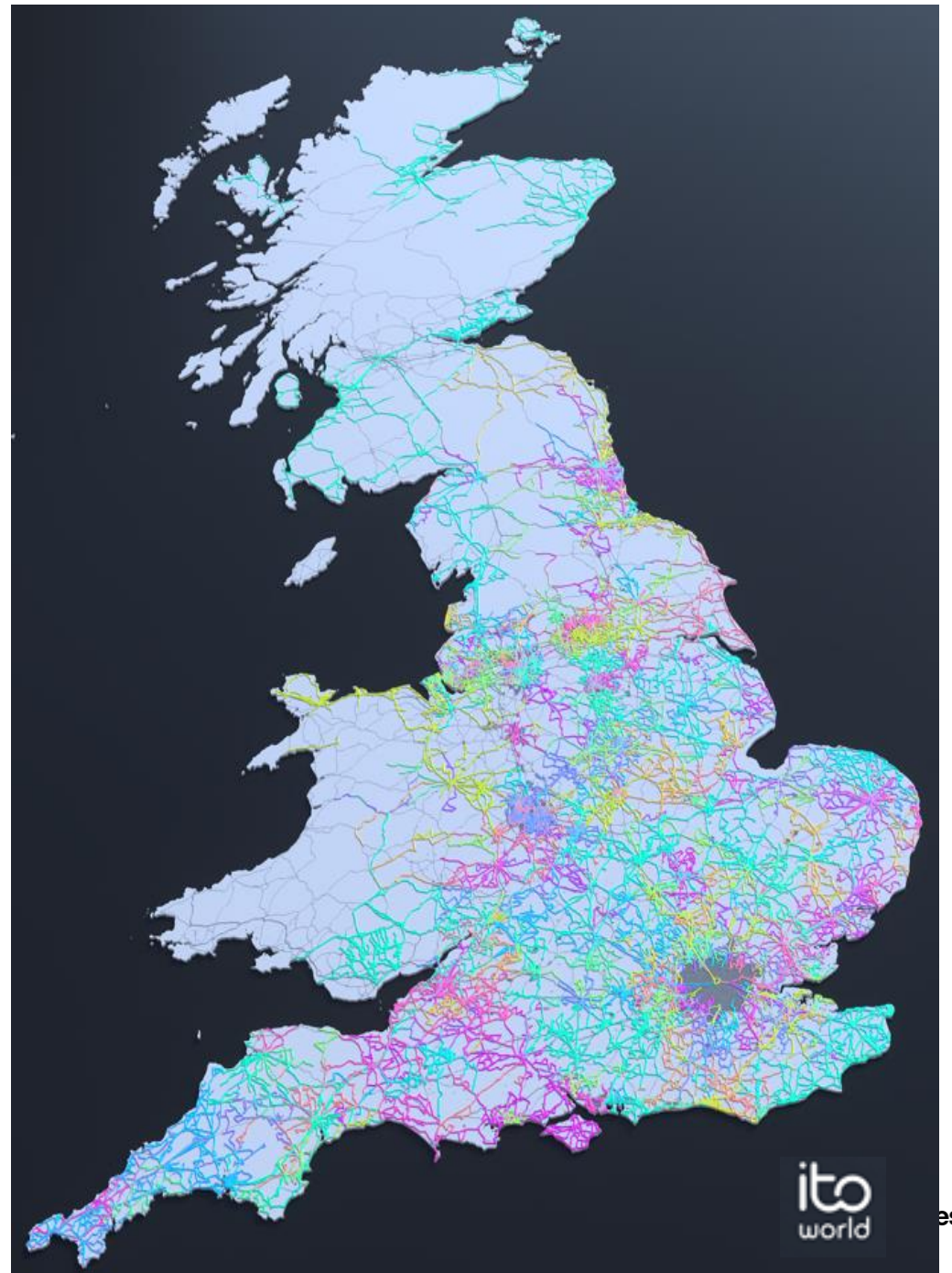
Currently 883 (1007) published datasets for 51 (51) operators.

Compliance

134 in scope operators not yet registered of which 24 not yet invited

114 operators registered, published timetables but no avl yet

NB: Last updates metrics in brackets



Service Adoption

BODS Published Data Status:

590 in scope operators and 526 registered operators

479 publishers registered on BODS in total

274 publishers of TXC on BODS (205 either have not published their TXC, or it is inactive/ expired)

151 publishers of SIRI-VM on BODS (328 either have not published their SIRI-VM, or it is inactive/ in error state)

124 authorities in England in total (MCAs, Metropolitan Districts, County Councils, and Unitary Authorities)

ABOD Organisations:

470 users invited and 264 users accepted

277 organisations in total to be invited (2 DfT/ DVSA & OTC; 151 operators with published SIRI-VM; 124 authorities)

172 organisations invited (2 DfT/ DVSA & OTC; 123 operators; 47 authorities)

119 organisations accepted (2 DfT/ DVSA & OTC; 80 operators; 37 authorities)



Department
for Transport

3. BODS occupancy data

connecting
people &
places

BODS Occupancy Data (25.05.2021)

	Vehicles presenting occupancy data	Vehicles not presenting occupancy data (for these operators)
Brighton & Hove Bus Company (BHBC)	142	0
Carousel Bus (CSLB)	18	1
East Yorkshire (EYMS)	183	11
Go North East (GNEL)	495	5
London General (LGEN)	8	1
Metrobus (METR)	116	2
Oxford Bus (OXBC)	48	2
Reliance Motor Services (RELD)	17	0
White Bus Services (WBSV)	12	1
Thames Travel (THTR)	36	0
TOTAL	1,075 vehicles with occupancy data	



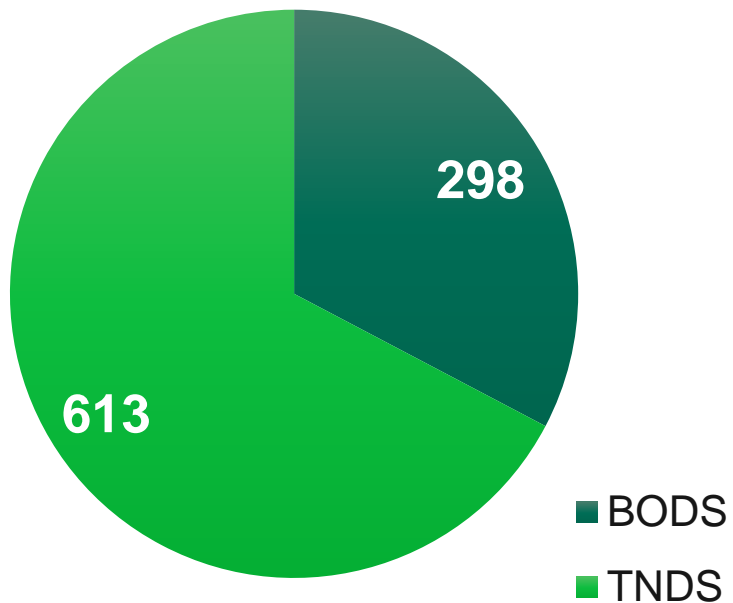
Department
for Transport

4. BODS GTFS composition

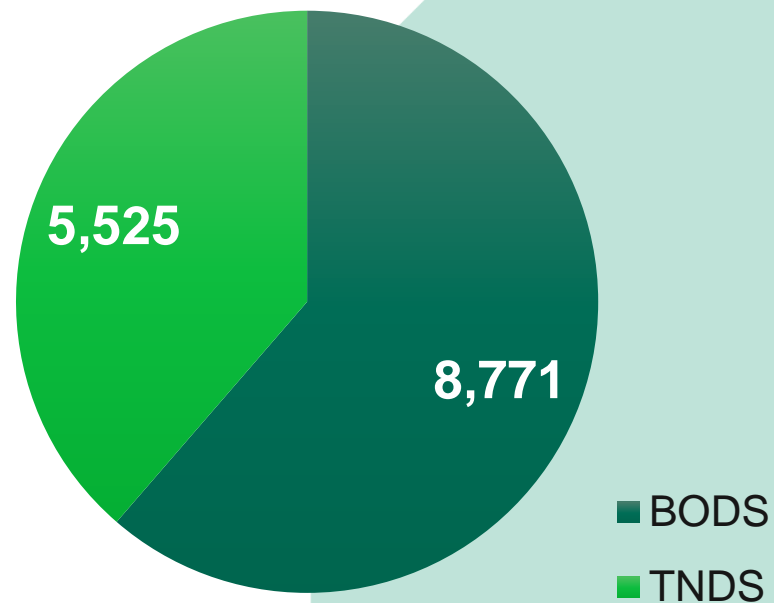
connecting
people &
places

BODS GTFS composition

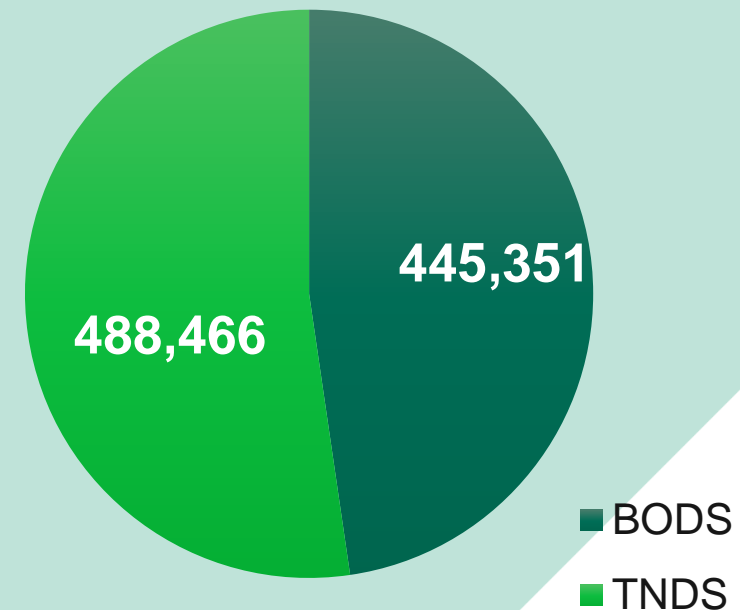
Agencies



Routes



Trips





Department
for Transport

5. BODS GTFS v. TXC shape analysis

connecting
people &
places

BODS GTFS v. TXC shape analysis

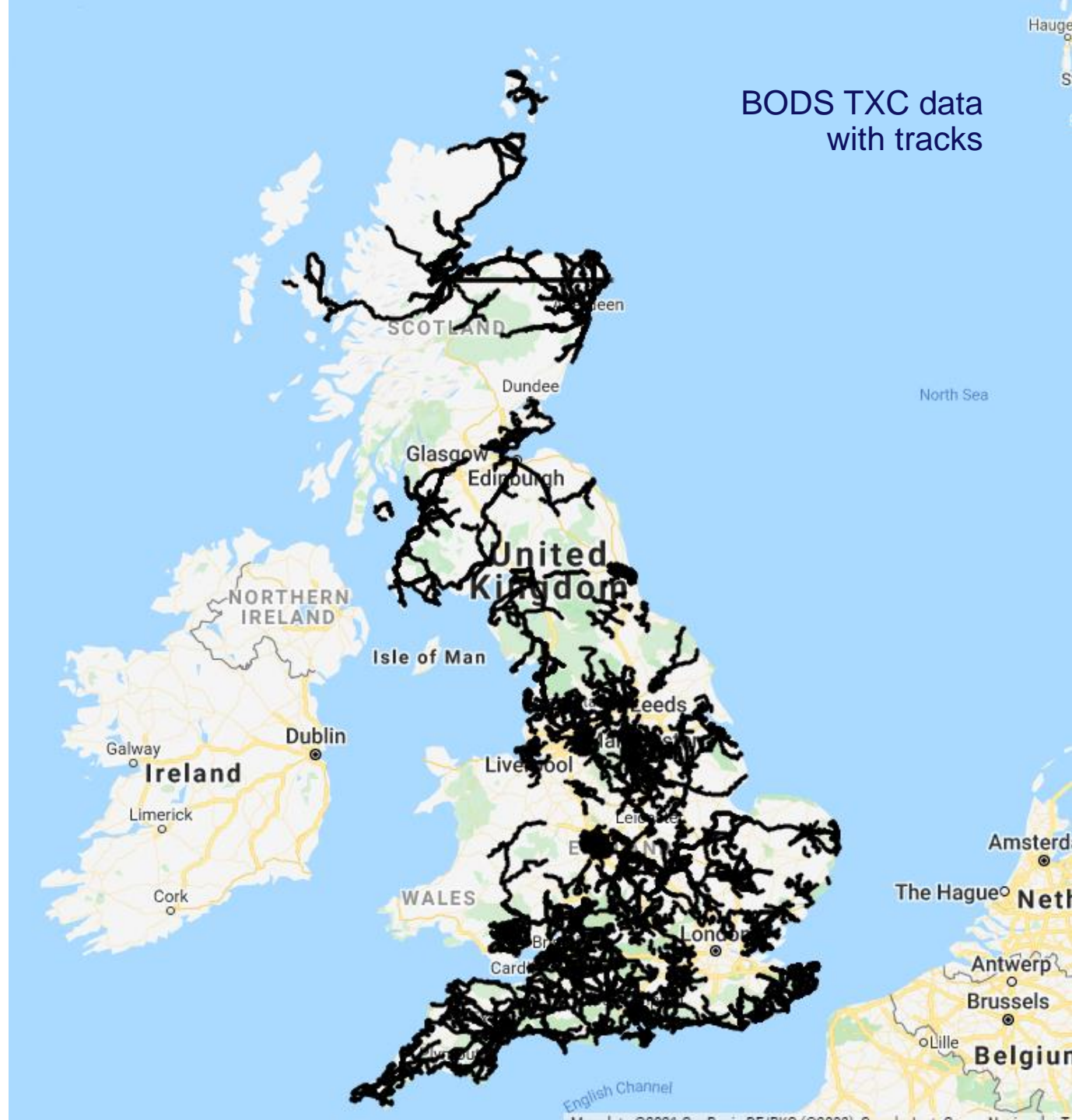
	TXC	GTFS
Tracks/ shapes data	~ 60%	~ 33%

Notes:

Stagecoach Scotland has quite a lot of tracks data – which skews the overall statistics slightly

Due to incorrect or missing NOCs in BODS TXC data, not all tracks data can be converted to GTFS shapes

The latter should improve over time with the BODS PTI checks now in place





Department
for Transport

6. BODS TXC coverage update

connecting
people &
places

BODS TXC Coverage

